



High Definition Core Aligning
fusion splicer

TYPE-82C




Useful cloud hosted
splicer services via
your smartphone App.



Advanced, Adept, Assured

Splicing 5s / Heating 9s

Splicing loss SMF 0.01dB (Typical)




High speed
dual independent ovens
for productivity



Touch optimised
user interface and
high resolution display



Proven field
toughness



Long life battery
for 300 splice
& heat cycles

Specifications

Items	TYPE-82C	
Optical fiber requirements	Material	Silica glass
	Fiber count / Profile types	Single / SMF(G.652), MMF(G.651), DSF(G.653), NZDSF(G.655), BIF(G.657), CSF(G.654), EDF
	Fiber diameter	Cladding diameter : 80 - 150µm, Coating diameter : 100 - 1,000µm
Standard performance	Cleave length	5 - 16mm with coating clamp
	Splice loss (typical)*1	SMF : 0.01dB, MMF : 0.01dB, DSF : 0.03dB, NZDSF : 0.03dB
	Return loss (typical)	60dB or greater
	Splice time (typical)	5sec(SM G652 Quick Mode), 7sec(SM G652 Std. Mode), 7sec(Auto Mode)
	Heating time (typical)	9sec (FPS-61-2.6 sleeve, S60mm 0.25 Quick Mode)
	Splice & Heat cycles per battery full charge*2	Approx. 300 (BU-16)
	Fiber view & magnification	2 CMOS cameras observation, 380X (zoom : 760X) for X or Y single axis view, 270X for both X & Y dual axis view
Programs	Proof test	1.96 - 2.09N
	Applicable protection sleeve	60mm, 40mm & Sumitomo Nano sleeves
	Splice programs	Max. 300, 74 are pre-optimised, 226 editable by user
Functions	Heating programs	Max. 100, 27 are pre-optimised, 73 editable by user
	Splice image capture / Splice data storage	200 images / 10,000 splice data (internal memory only) 50,200/20,000 (with 8GB SD card)
	Attenuation splicing	0.1dB to 15dB in 0.1dB increments
	Universal clamps	Provided, 250µm, 900µm tight & loose buffer fiber
	Reversible coating clamps	Provided
	Dual automatic independent ovens	Provided
	User-selectable oven clamp operation	Provided
	Onboard user training video	Provided
	Automatic fiber identification	SMF / MMF / DSF / NZDSF / BIF / Other
	Automatic arc calibration	Automatically compensates for environmental condition changes
Size / Weight	Display of remaining Splice & Heat cycles	Provided (Battery mode)
	Wireless LAN connectivity (Option)*3	Provided
	Size	128(W) x 154(D) x 130(H) mm (without anti-shock rubber)
Terminals	Weight	1.9kg (without Battery) / 2.2kg (with Battery BU-16)
	Monitor	5.0" touch screen color LCD display
	DC output	DC 12V (for JR-6)
Power supply	USB port	USB 2.0 (mini-B type)
	Storage media	SD / SDHC memory card MAX32GB
	AC input	AC 100 - 240V, 50/60Hz (ADC-16)
Operating condition	DC input	DC 10 - 15V
	Battery pack	Li-ion 10.8V, 6,400mAh (BU-16)
	Operating condition	Altitude : 0 - 6,000m, Temperature : -10 - +50°C, Humidity : 0 - 95% (non-condensing), Wind velocity : up to 15m/sec
Storage condition	Temperature : -40 - +80°C, Humidity : 0 - 95% (non-condensing), Battery : -20 - +30°C (long term)	
Electrode life *4	6,000 arc discharges	
Software updates	Internet	
Data management	Can be stored, edited and analyzed by dedicated PC software	

*1 : Average value of the final inspection in room temperature with Sumitomo identical fiber. Measured by cut-back method relevant to ITU-T and IEC standards.

*2 : Splice & Heat cycles may vary depending on the battery status and the operating environment.

*3 : Wireless LAN connectivity is not available in all countries. For more details, please refer to our Web site. <http://global-sei.com/sumitomo-electric-splicers/>

*4 : Achieved in lab condition. Electrode life may vary depending on the operating environment.

Environmental Durability*

Shock resistance	Test details
Shock resistance	Drop from 76cm on 5 faces (excluding top face)
Impact resistance	Equivalent to IK07 on LCD monitor (Protected against 2J impact, it is equivalent to a 500g force from 40cm)
Water resistance	Equivalent to IPX2 (Operates normally after being exposed to water dripping at 3mm/min. for at least 2.5 min on each of 4 surfaces tilted at 15°)
Dust resistance	Equivalent to IP5X (Operates normally after 8 hours in a test chamber with circulating dust particles smaller than 75µm)

*Splicer operation after shock, impact, water or dust tests, was confirmed under battery power, by Sumitomo.
Does not guarantee the product will not be damaged by these conditions.

Basic Accessories

Part name	Part No.	Qty.
AC adapter	ADC-16	1 pc
AC power cord	PC-AC<X>*	1 pc
Cooling tray	-	1 pc
Spare electrode	ER-10	1 pair
Quick reference guide	-	1 pc
Carrying case with worktable	CC-82	1 pc
Hand strap	-	1 pc
USB cable	-	1 pc

*X=2(USA), 3(EU), 4(JP), 5(UK/HK), 8(CHINA), 9(INDIA), 10(BRAZIL)

Items listed in Basic Accessories are always included with the splicer body. Overall kit content may vary regionally. Please check with your local authorised reseller to confirm kit content in your region.




Carrying case with worktable
CC-82




Handy cleaver
FC-8R series



Table-top cleaver
FC-6 / FC-6R series



Jacket remover
JR-M03



Available for
Lynx-Custom Fit™
Splice-On Connector



Electrode
ER-10

Accessories

	Part name	Part No.	Remarks
Accessories for Splicer	Wireless LAN SD card	WLSD-0308	For SumiCloud™ connection
	Fiber holder	FHS-025	For φ0.25mm single fiber
		FHS-09	For φ0.9mm single fiber
		FHS-025/LB5	For 0.9mm loose buffered single fiber
		FHD-1	For drop/indoor cable (Cable size : typical 2.0 x 3.1 or 2.6mm)
		1SM-ST	For indoor cable (Cable size : typical 1.6 x 2.0mm)
FHC-3	For 3mm cable		
Battery pack	BU-16	Li-ion 6,400mAh	
Battery charger	BC-16	-	
Car battery cable	PCV-16	For car battery operation (cigarette socket type)	
V-groove cleaning brush	VG-2	Brush for cleaning V-groove	
Electrode	ER-10	-	
Accessories	Handheld fiber cleaver	FC-8R-FC	Automatic blade rotation cleaver with cleave counter
		FC-8R-F	Automatic blade rotation cleaver
	Fiber cleaver	FC-6S-C	Table-top high precision cleaver
		FC-6RS-C	Automatic blade rotation cleaver
	Jacket remover	JR-M03	Jacket remover for single fiber
	Loose tube cutter	LTC-01	-
	Alcohol dispenser	HR-3	-
Fiber protection sleeve	FPS-1	60mm, diameter after shrink approx. φ3.2mm	
	FPS-40	40mm, diameter after shrink approx. φ3.2mm	
	FPS-61-2.6	61mm, diameter after shrink approx. φ2.6mm	

SUMITOMO ELECTRIC INDUSTRIES, LTD.

Tokyo (Japan)

Sumitomo Electric Industries, Ltd.

<http://global-sei.com/sumitomo-electric-splicers/>

Bangkok (Thailand)

Sumitomo Electric (Thailand) Ltd.

Tel : +66-2-260-7231 ~5

Hong Kong

Sumitomo Electric Asia, Ltd.

Tel : +852-2576-0080

Singapore

Sumitomo Electric
Asia Pacific Pte. Ltd.

Tel : +65-6261-3388

Manila (Philippines)

SEI (Philippines) Incorporated

Tel : +63-2-811-2755 ~56

Gurgaon (India)

SEI Trading India Pvt. Ltd.

Tel : +91-124-457470

San Paulo (Brazil)

SEI Brazil

Optical Solutions, Ltda.

Tel : +55-15-3416-7100

Please contact us Mail to : fs-inquiry-sml@list.sei.jp

■ Specifications are subject to change without prior notice.

Designed in Japan
082C01-ASIA/SA-EN001 (2017.07)
(TP)